



US008189714B2

(12) **United States Patent**
Tong et al.

(10) **Patent No.:** **US 8,189,714 B2**
(45) **Date of Patent:** **May 29, 2012**

(54) **WIRELESS FEEDBACK SYSTEM AND METHOD**

(56) **References Cited**

(75) Inventors: **Wen Tong**, Ottawa (CA); **Hosein Nikopourdeilami**, Ottawa (CA); **Amir Keyvam Khandani**, Kitchener (CA); **Hua Xu**, Nepean (CA); **Ming Jia**, Ottawa (CA); **Peiyang Zhu**, Kanata (CA); **Dong-Sheng Yu**, Ottawa (CA)

U.S. PATENT DOCUMENTS

6,192,256	B1	2/2001	Whinnett	
6,859,503	B2	2/2005	Pautler et al.	
7,895,044	B2 *	2/2011	Lin et al.	704/500
2003/0185309	A1 *	10/2003	Pautler et al.	375/257
2003/0235255	A1 *	12/2003	Ketchum et al.	375/285
2004/0066761	A1 *	4/2004	Giannakis et al.	370/329
2006/0092054	A1	5/2006	Li et al.	
2006/0093065	A1 *	5/2006	Thomas et al.	375/299

(73) Assignee: **Rockstar Bidco, LP**, New York, NY (US)

OTHER PUBLICATIONS

(*) Notice: Subject to any disclaimer, the term of this patent is extended or adjusted under 35 U.S.C. 154(b) by 868 days.

Love, David J. et al., "What is the value of Limited Feedback for MIMO Channels?" IEEE Communications Magazine, vol. 42, issue 10, pp. 54-59, Oct. 2004, http://www.ece.northwestern.edu/~mh/Txrx/comm_mag.pdf.

Raghavan, Vasanthan et al., "Near-Optimal Codebook Constructions for limited Feedback Beamforming in Correlated MIMO Channels with Few Antennas," in Proc. of IEEE International Symposium on Information Theory, Seattle, WA, Jul. 9-14, 2006, http://dune.ece.wisc.edu/pdfs/vas_fb_isit06.pdf.

International Search Report for PCT/IB2006/001157, mailed Sep. 28, 2006.

* cited by examiner

(21) Appl. No.: **12/066,322**

(22) PCT Filed: **May 4, 2006**

(86) PCT No.: **PCT/IB2006/001157**

§ 371 (c)(1),
(2), (4) Date: **Nov. 5, 2008**

(87) PCT Pub. No.: **WO2006/117665**

PCT Pub. Date: **Nov. 9, 2006**

Primary Examiner — Kabir A Timory

(74) *Attorney, Agent, or Firm* — Withrow & Terranova, PLLC

(65) **Prior Publication Data**

US 2009/0129502 A1 May 21, 2009

Related U.S. Application Data

(60) Provisional application No. 60/677,493, filed on May 4, 2005.

(51) **Int. Cl.**
H04L 27/00 (2006.01)

(52) **U.S. Cl.** **375/299; 375/260; 375/267; 375/347; 375/349**

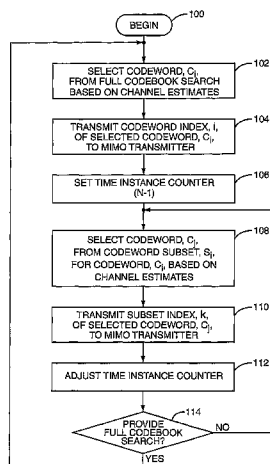
(58) **Field of Classification Search** **375/299, 375/260, 267, 347, 349**

See application file for complete search history.

(57) **ABSTRACT**

A codebook C is provided in a MIMO transmitter as well as a MIMO receiver. The codebook C will include M codewords c_i , where i is a unique codeword index for each codeword c_i . Each codeword defines weighting factors to apply to the MIMO signals, and may correspond to channel matrices or vectors to apply to the MIMO signals prior to transmission from the respective antennas of the MIMO transmitter. The present invention creates codeword subsets S_j for each codeword c_j of the codebook C. Each codeword subset S_j defines L codewords c_k , which are selected from all the codewords c_i in the codebook C. The codewords c_k in a codeword subset S_j are the L codewords in the entire codebook that best correlate with the corresponding codeword c_j .

31 Claims, 10 Drawing Sheets



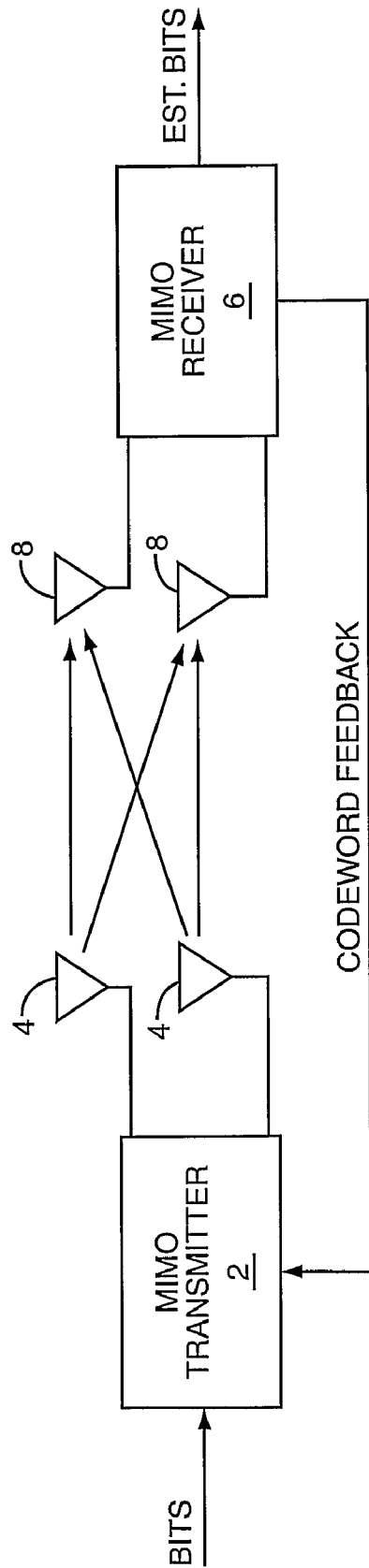


FIG. 1

CODEBOOK C	
CODEWORD INDEX i	CODEWORD C_i
0	C_0
1	C_1
2	C_2
3	C_3
4	C_4
⋮	⋮
59	C_{59}
60	C_{60}
61	C_{61}
62	C_{62}
63	C_{63}

$i = 0, 1, 2, \dots, M-1; M = 64$

FIG. 2

CODEBOOK C		
CODEWORD INDEX i	CODEWORD C_i	CODEWORD SUBSET S_i
0	C_0	S_0
1	C_1	S_1
2	C_2	S_2
3	C_3	S_3
4	C_4	S_4
⋮	⋮	⋮
59	C_{59}	S_{59}
60	C_{60}	S_{60}
61	C_{61}	S_{61}
62	C_{62}	S_{62}
63	C_{63}	S_{63}

$i = 0, 1, 2, \dots M-1; M = 64$

FIG. 3

CODEWORD SUBSET S_7	
SUBSET INDEX k	CODEWORD C_j
0	C_3
1	C_{13}
2	C_{16}
3	C_{25}
4	C_{37}
5	C_{41}
6	C_{49}
7	C_{60}

$i = 7; k = 0, 1, 2, \dots L-1; L = 8$

FIG. 4

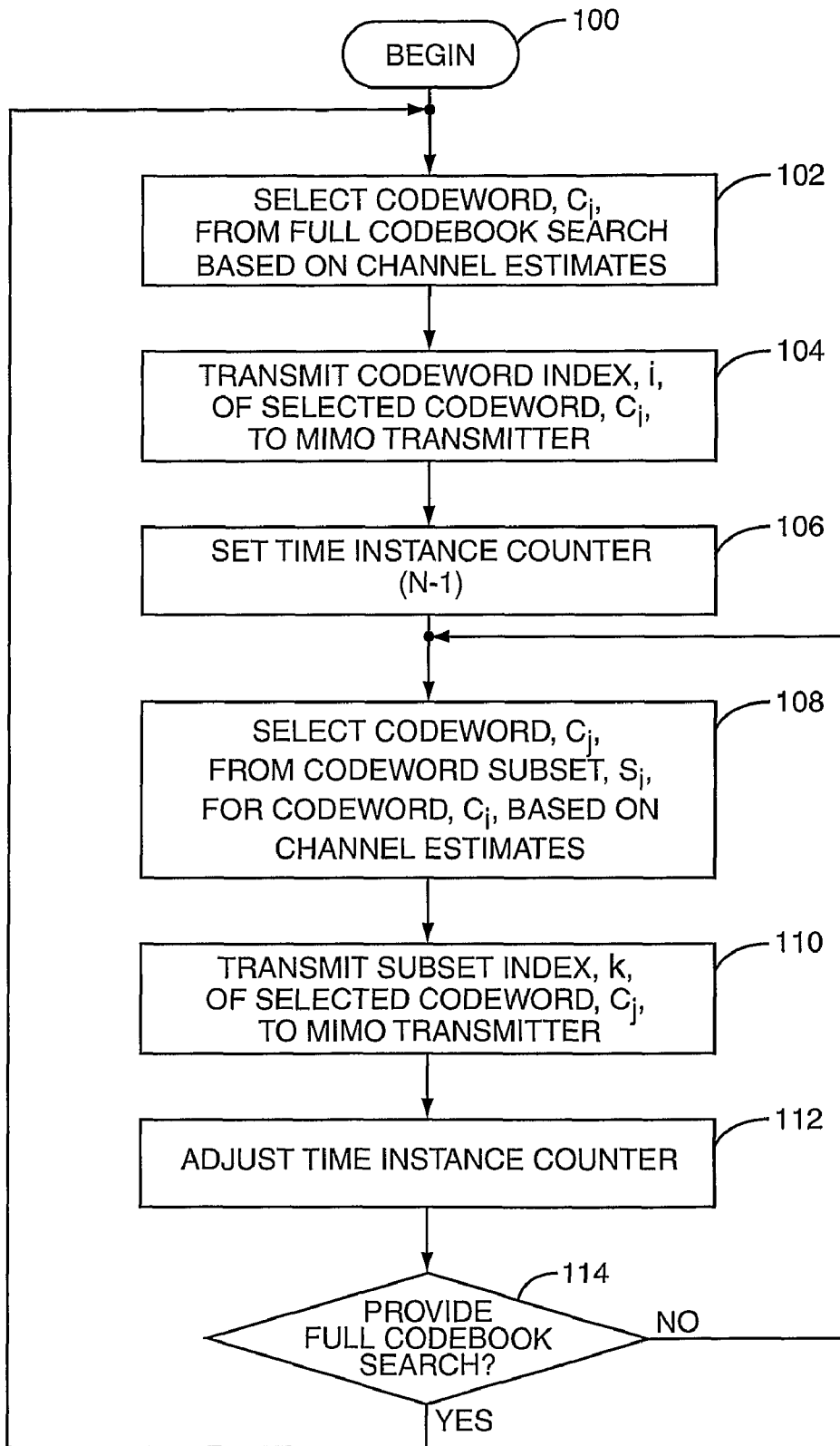


FIG. 5

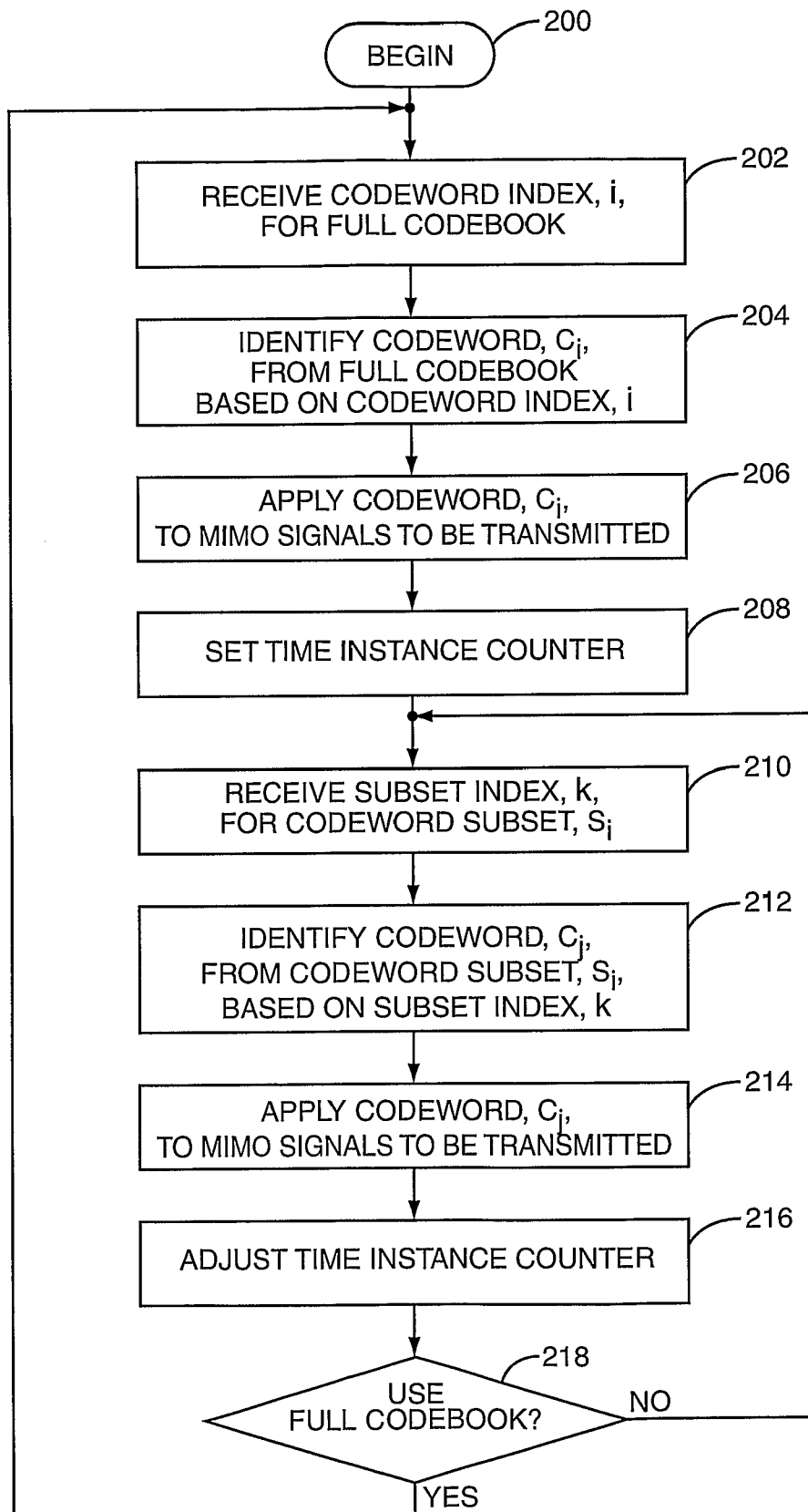


FIG. 6

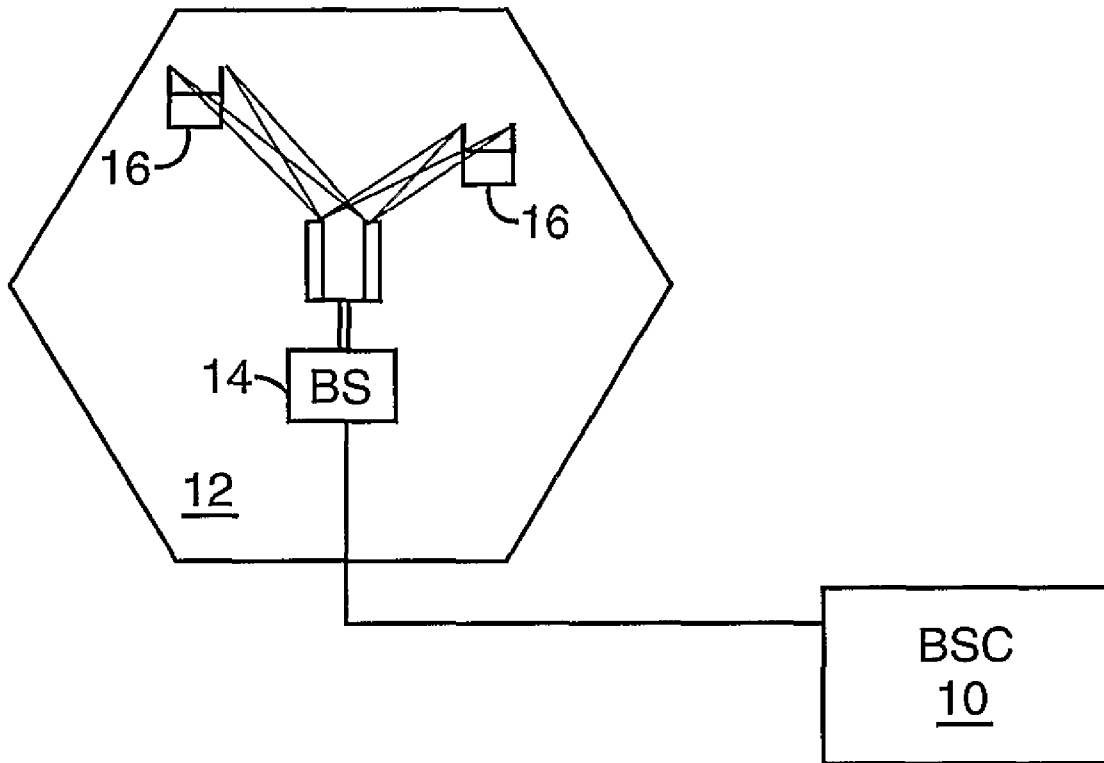


FIG. 7

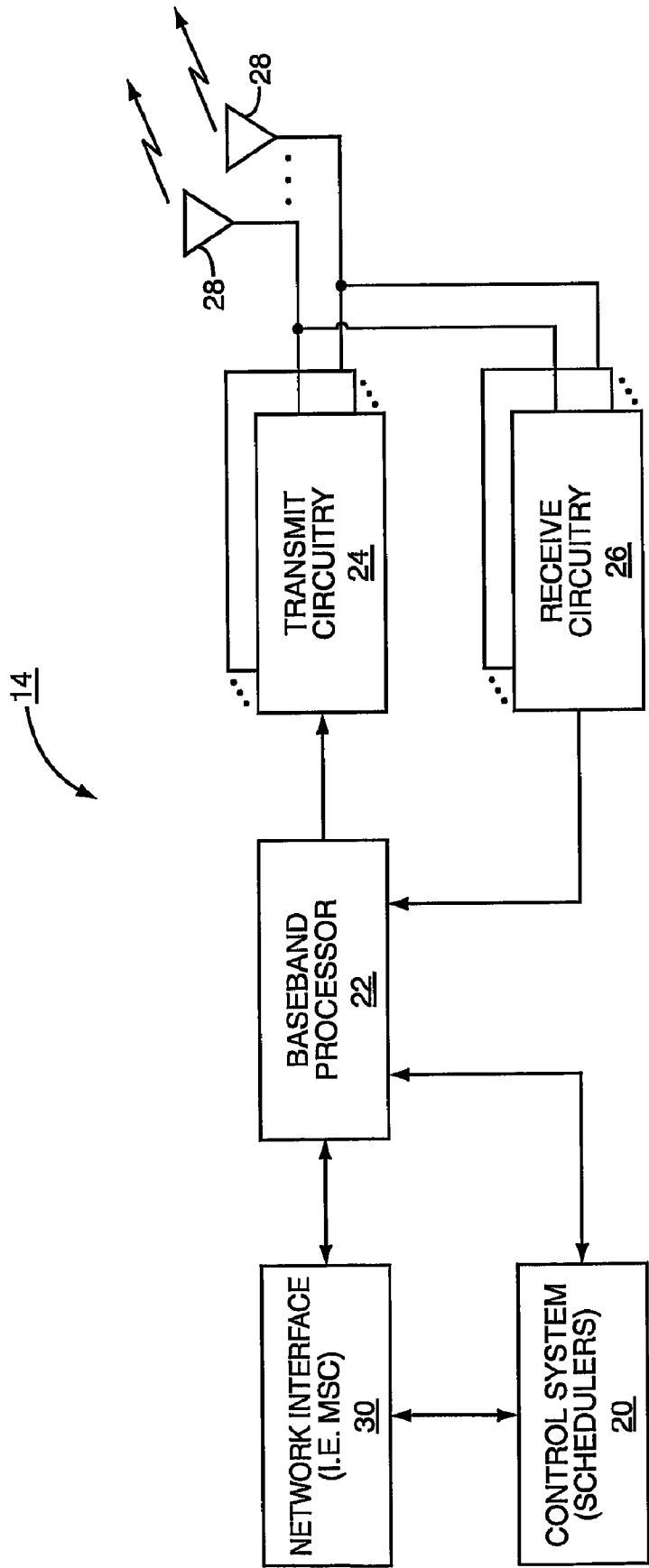


FIG. 8

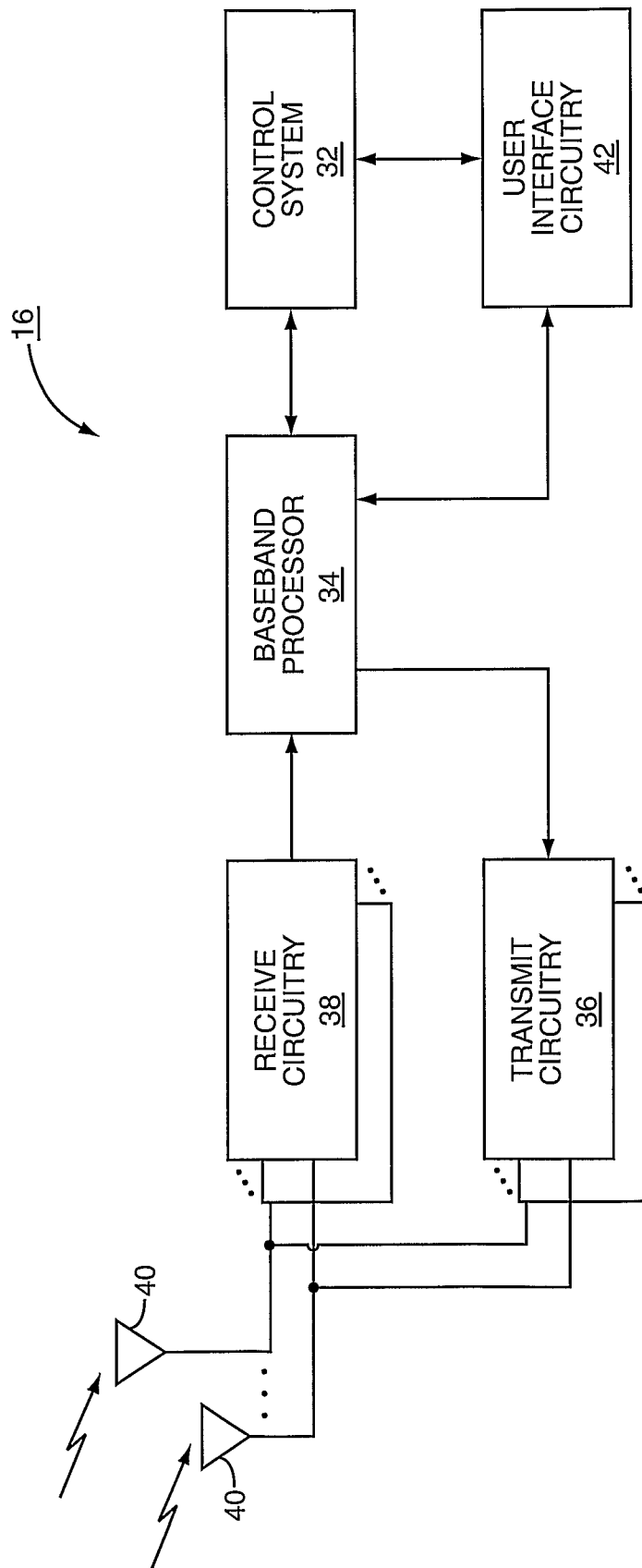


FIG. 9

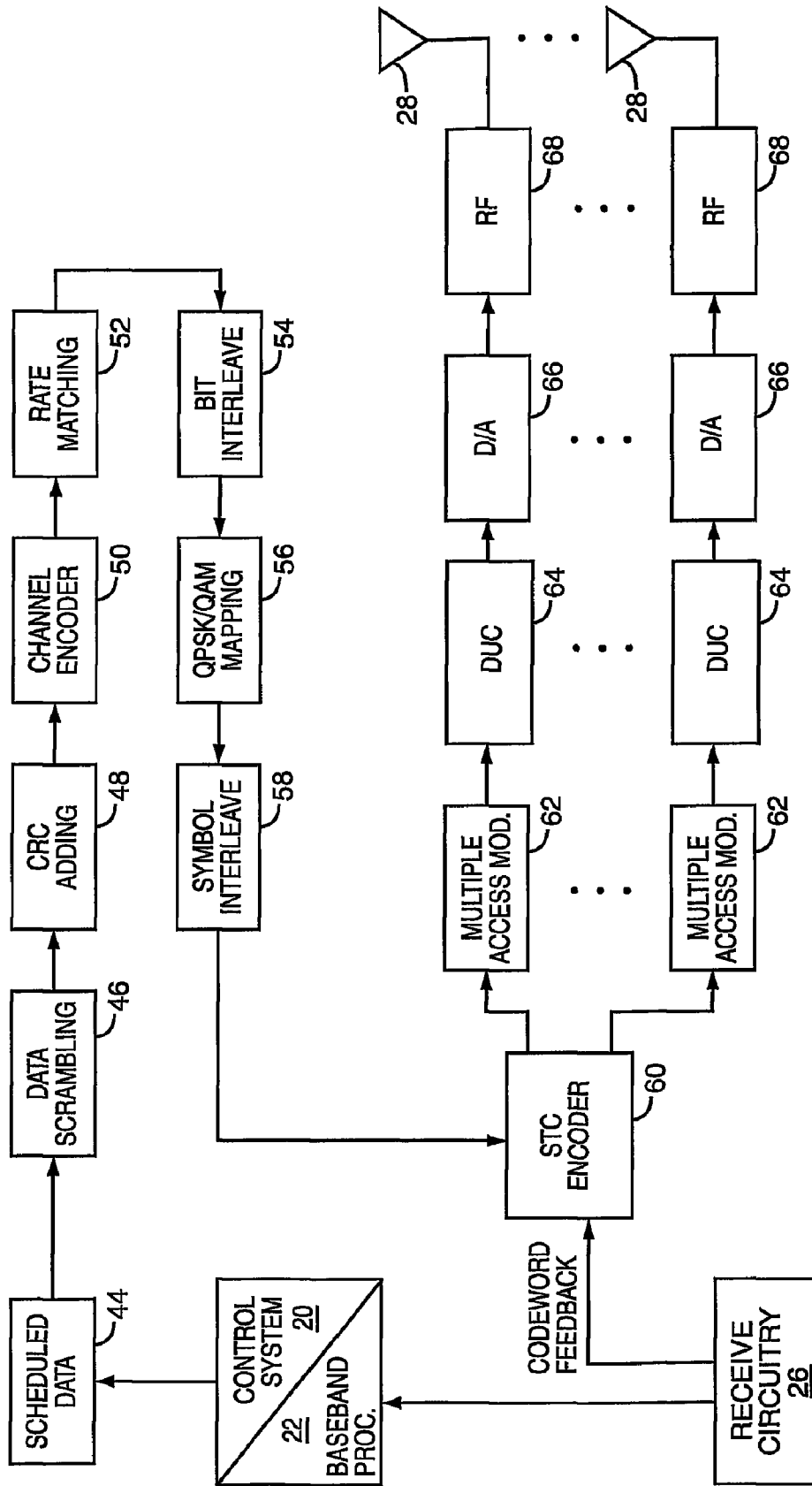


FIG. 10

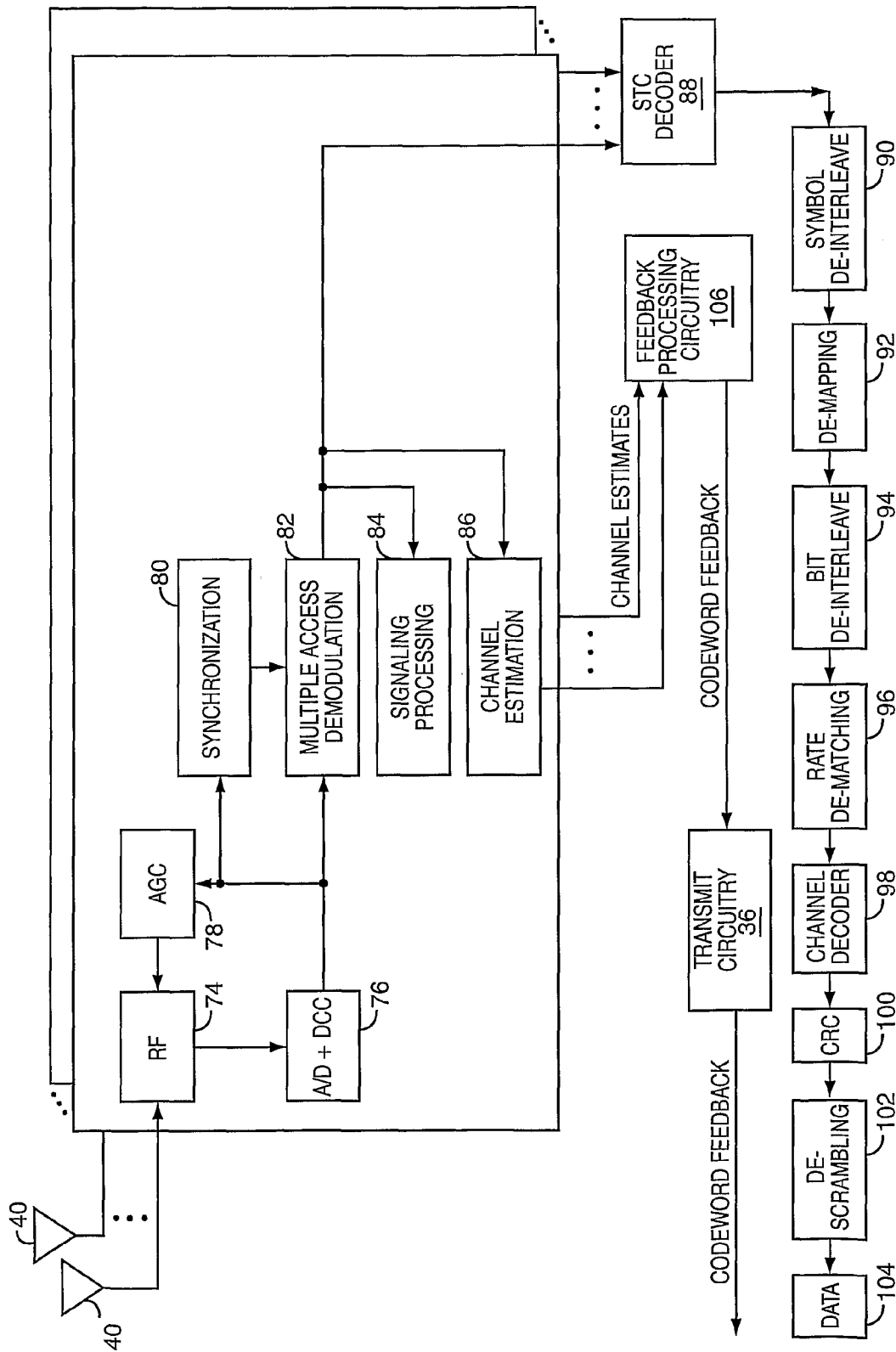


FIG. 11

WIRELESS FEEDBACK SYSTEM AND METHOD

This application claims the benefit of U.S. provisional patent application Ser. No. 60/677,493, which was filed in the U.S. Patent and Trademark Office on May 4, 2005.

FIELD OF THE INVENTION

The present invention relates to communications, and in particular to providing feedback information in a multiple-input multiple-output communication environment.

BACKGROUND OF THE INVENTION

Providing feedback in a multiple-input multiple-output (MIMO) communication environment has proven to significantly benefit performance. In early systems that employed feedback, weighting factors were created at the MIMO receiver based on channel conditions. A codeword was fed back from the MIMO receiver to the transmitter, which would apply the weighting factors to the respective signals to be transmitted from the different MIMO transmitter antennas. The weighting factors effectively pre-distorted the signals to be transmitted to reverse the effects of the communication channel. Accordingly, the signals received at the MIMO receiver's antennas approximated those that would have been received without weighting through a clear channel. Unfortunately, channel conditions frequently if not continuously change, and the weighting factors to represent channel conditions are data-intensive. In light of the limited bandwidth available for feedback, providing weighting factors for changing channel conditions became unfeasible.

In an effort to reduce the bandwidth required to provide feedback for a MIMO channel, designers developed codebooks, which are maintained at the MIMO transmitter and MIMO receiver. The codebooks include codewords, which are predefined weighting factors. These predefined weighting factors are configured to cover the range of possible channel conditions through a fixed number of discrete weighting factors. Each of the codewords in a codebook is associated with a codeword index. In operation, the MIMO receiver will systematically determine the channel conditions and select the most appropriate codeword in light of the channel conditions. Instead of sending the codeword, which includes the weighting factors, the MIMO receiver will send the codeword index to the MIMO transmitter over an appropriate feedback channel. The MIMO transmitter will receive the codeword index, obtain the weighting factors of the corresponding codeword, and apply those weighting factors to the signals to be transmitted from the different transmit antennas.

The number of codewords in the codebook impacts the bandwidth required for feedback and the performance enhancement associated with using feedback. Unfortunately, as the number of codewords increases, the bandwidth required to feed back the codeword index to the MIMO transmitter from the MIMO receiver increases. Although incorporating the use of codebooks and providing the codeword index instead of the entire codeword as feedback has provided performance enhancement over systems providing the entire codeword as feedback, there is still a need to increase the number of available codewords while minimizing the bandwidth required to provide feedback from the MIMO receiver to the MIMO transmitter.

SUMMARY OF THE INVENTION

A codebook C is provided in a MIMO transmitter as well as a MIMO receiver. The codebook C will include M codewords

c_i , where i is a unique codeword index for each codeword c_i . Each codeword defines weighting factors to apply to MIMO signals, and may correspond to channel matrices or vectors to apply to the MIMO signals prior to transmission from the respective antennas of the MIMO transmitter. The present invention creates codeword subsets S_i for each codeword c_i of the codebook C. Each codeword subset S_i defines L codewords c_j , which are selected from all the codewords c_i in the codebook C. The codewords c_j in a codeword subset S_i are the L codewords in the entire codebook that best correlate with the corresponding codeword c_i .

In operation, the MIMO receiver will initially identify the channel conditions of the MIMO channel and search the entire codebook C for the most appropriate codeword c_i based on the channel conditions of the MIMO channel. The MIMO receiver will then transmit the codeword index i corresponding to the selected codeword c_i back to the MIMO transmitter as feedback. The MIMO transmitter will use the codeword index i to identify the codeword c_i to employ when weighting the MIMO signals to be transmitted to the MIMO receiver. For a subsequent period of time or a given number of feedback instances, the MIMO receiver will again identify channel conditions for the MIMO channel. Instead of searching the entire codebook C for the best codeword c_i in light of the channel conditions, the MIMO receiver will limit its search to the codeword subset S_i , which corresponds to the codeword c_i that was selected from a search of the entire codebook C.

As such, a limited number of L codewords c_j of the codeword subset S_i are searched, instead of the M codewords c_j of the entire codebook C. From the L codewords c_j of the codeword subset S_i , the MIMO receiver will select the most appropriate codeword c_j and then provide the subset index k corresponding to the selected codeword c_j back to the MIMO transmitter as feedback. The MIMO transmitter will use the subset index k to identify the codeword c_j from the codeword subset S_i that corresponds to the codeword c_i , which was provided by the MIMO receiver in response to the most recent full codebook search. Once the appropriate codeword c_j is obtained, the corresponding weighting factors are provided to the MIMO signals being transmitted to the MIMO receiver from the MIMO transmitter.

Those skilled in the art will appreciate the scope of the present invention and realize additional aspects thereof after reading the following detailed description of the preferred embodiments in association with the accompanying drawing figures.

BRIEF DESCRIPTION OF THE DRAWING FIGURES

The accompanying drawing figures incorporated in and forming a part of this specification illustrate several aspects of the invention, and together with the description serve to explain the principles of the invention.

FIG. 1 is a block representation of a MIMO communication environment according to one embodiment of the present invention.

FIG. 2 illustrates a traditional codebook construction.

FIG. 3 illustrates a codebook constructed according to one embodiment of the present invention.

FIG. 4 illustrates a codeword subset according to one embodiment of the present invention.

FIG. 5 is a flow diagram illustrating operation of a MIMO receiver according to one embodiment of the present invention.

FIG. 6 is a flow diagram illustrating operation of a MIMO transmitter according to one embodiment of the present invention.

FIG. 7 is a block representation of a wireless communication system according to one embodiment of the present invention.

FIG. 8 is a block representation of a base station according to one embodiment of the present invention.

FIG. 9 is a block representation of a user element according to one embodiment of the present invention.

FIG. 10 is a logical breakdown of a MIMO transmitter architecture according to one embodiment of the present invention.

FIG. 11 is a logical breakdown of a MIMO receiver architecture according to one embodiment of the present invention.

DETAILED DESCRIPTION OF THE PREFERRED EMBODIMENTS

The embodiments set forth below represent the necessary information to enable those skilled in the art to practice the invention and illustrate the best mode of practicing the invention. Upon reading the following description in light of the accompanying drawing figures, those skilled in the art will understand the concepts of the invention and will recognize applications of these concepts not particularly addressed herein. It should be understood that these concepts and applications fall within the scope of the disclosure and the accompanying claims.

The present invention improves performance of multiple-input multiple-output (MIMO) communication systems. As shown in FIG. 1, a MIMO transmitter 2 has multiple transmit antennas 4 from which MIMO signals are transmitted over a MIMO communication channel to a MIMO receiver 6. The MIMO signals may be space-time coded (STC) signals, which are defined to be any spatially diverse signals or spatially multiplexed signals. As such, the signals transmitted from different transmit antennas 4 may be the same or different signals. The MIMO signals are received at the MIMO receiver by multiple receive antennas 8.

In operation, a codebook C, such as that illustrated in FIG. 2, is provided in the MIMO transmitter 2 as well as the MIMO receiver 6. The codebook C will include M codewords c_i , where i is a unique codeword index for each codeword c_i . In this example, there are 64 codewords c_i ($M=64$), and as such, the codeword index i will range from zero to $M-1$. Each codeword defines weighting factors to apply to the MIMO signals, and may correspond to channel matrices or vectors to apply to the MIMO signals prior to transmission from the respective antennas 4 of the MIMO transmitter 2.

As noted above, current systems employing codebooks operate as follows. Initially, the MIMO receiver 6 will obtain channel conditions for the MIMO channel, and identify the codeword c_i that would provide the best compensation of the MIMO signals in light of the channel conditions of the MIMO channel. The MIMO receiver 6 will search all of the codewords c_i of the codebook C to determine the most appropriate codeword c_i . Once the codeword c_i is determined, the MIMO receiver 6 will provide feedback to the MIMO transmitter 2 to identify the corresponding codeword index i. The MIMO transmitter 2 will use the received codeword index i to identify the corresponding codeword c_i and apply the weighting factors defined by the codeword c_i to the MIMO signals transmitted from the antennas 4. The process will continue, wherein the MIMO receiver 6 will systematically monitor the channel conditions of the MIMO channel and identify the

most appropriate codeword c_i by providing a search of all of the codewords c_i in the codebook C.

The present invention improves upon the current state of the art by creating codeword subsets S_i for each codeword c_i of the codebook C, as illustrated in FIG. 3. Each codeword subset S_i defines L codewords c_j , which are selected from all the codewords c_i in the codebook C. The codewords c_i in a codeword subset S_i are the L codewords in the entire codebook that best correlate with the corresponding codeword c_i .

As illustrated in FIG. 4, a codeword subset S_7 , which corresponds to the codeword c_7 , is defined to include k codewords c_j , where $k=0, 1, 2, \dots, L-1$, where $L=8$. As such, the codeword subset S_7 has eight codewords c_j . The codewords c_j in the codeword subset S_7 are the eight codewords that best correlate with codeword c_7 . In this example, the codeword subset S_7 associated with codeword c_7 is defined to include codewords $c_3, c_{13}, c_{16}, c_{25}, c_{37}, c_{41}, c_{49},$ and c_{60} . Notably, each codeword c_i in the codebook C will have a corresponding codeword subset S_i , where the codewords c_j in the codeword subset S_i will differ from one codeword subset S_i to another. Notably, the codeword c_j of the codeword subset S_i may or may not include the corresponding codeword c_i with which the codeword subset S_i is associated.

The codeword subsets S_i are created by identifying the L codewords c_j that have the highest correlations with c_i . Those skilled in the art will recognize various techniques for determining codewords c_i, c_j that have the highest correlations. For example, identifying the codewords c_i, c_j having the highest correlations may be determined using the normalized inner product criterion defined as:

$$\langle c_i, c_j \rangle = \frac{c_i^* c_j}{\|c_i\| * \|c_j\|}$$

In one embodiment, the subset index k, which is used to identify each of the codewords c_j of the codeword subset S_i , will require $\log_2(L)$ bits, whereas the codebook index i requires $\log_2(M)$ bits. Thus, L is preferably significantly smaller than M. In the examples of FIGS. 2-4, the number of codewords c_j (L) is eight times less than the number of codewords c_i in the entire codebook C (M). Again, the codebook C, including the codeword subset extensions, is provided in the MIMO transmitter 2 as well as in the MIMO receiver 6. The codebook C will remain substantially fixed, and if there is a change to a codebook C in the MIMO transmitter 2, there must be corresponding changes in the MIMO receiver 6 to ensure that the codebooks C remain the same.

In operation, the MIMO receiver 6 will initially identify the channel conditions of the MIMO channel and search the entire codebook C for the most appropriate codeword c_i based on the channel conditions of the MIMO channel. The MIMO receiver 6 will then transmit the codeword index i corresponding to the selected codeword c_i back to the MIMO transmitter 2 as feedback. The MIMO transmitter 2 will use the codeword index i to identify the codeword c_i to employ when weighting the MIMO signals to be transmitted to the MIMO receiver 6. For a subsequent period of time or a given number of feedback instances, the MIMO receiver 6 will again identify channel conditions for the MIMO channel. Instead of searching the entire codebook C for the best codeword c_i in light of the channel conditions, the MIMO receiver 6 will limit its search to the codeword subset S_i , which corresponds to the codeword c_i that was selected from a search of the entire codebook C.

As such, a limited number of L codewords c_j of the codeword subset S_i are searched, instead of the M codewords c_i of

5

the entire codebook C . From the L codewords c_j of the codeword subset S_j , the MIMO receiver 6 will select the most appropriate codeword c_j and then provide the subset index k corresponding to the selected codeword c_j back to the MIMO transmitter 2 as feedback. The MIMO transmitter 2 will use the subset index k to identify the codeword c_i from the codeword subset S_i that corresponds to the codeword c_j , which was provided by the MIMO receiver 6 in response to the most recent full codebook search. Once the appropriate codeword c_i is obtained, the corresponding weighting factors are provided to the MIMO signals being transmitted to the MIMO receiver 6 from the MIMO transmitter 2.

With reference to FIG. 5, a flow diagram illustrating operation of the MIMO receiver 6 is provided. Operation begins (step 100) where the MIMO receiver 6 selects a codeword c_i from a full codebook search based on channel estimates (step 102). The MIMO receiver 6 will transmit the codeword index i of the selected codeword c_i to the MIMO transmitter 2 (step 104). After a full codebook search, the MIMO receiver 6 may set a time instance counter ($N-1$) (step 106) and then proceed by selecting a codeword c_j from codeword subset S_j for the codeword c_i based on new channel estimates (step 108). The MIMO receiver 6 will transmit the subset index k of the selected codeword c_j to the MIMO transmitter 2 (step 110) and adjust the time instance counter accordingly (step 112). Based on the time instance counter, the MIMO receiver 6 will determine whether or not a full codebook search is required (step 114). If a full codebook search is not required, the MIMO receiver 6 will once again select a codeword c_i from the codeword subset S_i for the codeword c_i based on new channel estimates (step 108). Notably, the new channel estimates may result in a different codeword c_j being selected from the same codeword subset S_j for consecutive feedback instances. Further, the codeword subset S_j will not change until a full codebook search is provided. As such, until the time instance counter is incremented to $N-1$ or decremented to zero, the iterative process of selecting a codeword c_j from the codeword subset S_j and transmitting the corresponding subset index k back to the MIMO transmitter 2 repeats.

When it is time to provide a full codebook search (step 114), the overall process will begin anew, wherein a codeword c_i is selected from a full codebook search based on new channel estimates (step 102). Codeword index i is transmitted to the MIMO transmitter 2 (step 104), and the time instance counter is set (step 106). At this point, a new codeword subset S_j is selected, assuming channel estimates have changed from the last full codebook search, and subsequent feedback instances will result in searches of only the appropriate codeword subset S_j until a full codebook search is needed.

With reference to FIG. 6, a flow diagram is provided to illustrate operation of a MIMO transmitter 2 according to one embodiment of the present invention. Operation begins (step 200) where the MIMO transmitter 2 will receive a codeword index i for the full codebook C (step 202). The MIMO transmitter 2 will identify the codeword c_i from the full codebook C based on the codeword index i (step 204). The MIMO transmitter 2 will then apply the codeword c_i to the MIMO signals to be transmitted to the MIMO receiver 6 (step 206). The MIMO transmitter 2 will then set a time instance counter (step 208) and receive a subset index k for the codeword subset S_j (step 210). The MIMO transmitter 2 will be able to identify the codeword subset S_i based on the previous codeword c_i as recovered from the codeword index i from the prior feedback of the MIMO receiver 6. The MIMO transmitter 2 will use the subset index k to identify the codeword c_j from the codeword subset S_j (step 212) and apply the codeword c_j to the MIMO signals to be transmitted (step 214). The MIMO trans-

6

mitter 2 may then adjust the time instance counter (step 216) and determine whether or not a full codebook C should be used on the next feedback from the MIMO receiver 6 (step 218).

If the codeword subset S_j should be used, the next feedback from the MIMO receiver 6 will identify subset index k for a codeword subset S_i (step 210). The codeword c_j is identified based on the subset index k and applied to the MIMO signals to be transmitted (step 210). This process will continue until the full codebook C is to be used to identify a codeword c_i based on a codebook index i being fed back from the MIMO receiver 6. When it is time to use the full codebook C (step 218), the MIMO receiver 6 will provide a codeword index i (step 202), which will be used by the MIMO transmitter 2 to identify a codeword c_i from the full codebook C (step 204). Codeword c_i will be applied to the MIMO signals to be transmitted (step 206), and the MIMO transmitter 2 will begin receiving subset indices k from the MIMO receiver 6 and identify codeword c_j of the codeword subset S_j based on the subset index k until the full codebook C needs to be accessed again.

Those skilled in the art will recognize that codewords may have various configurations, but in any case will effectively define weighting factors in the form of matrices, vectors, and the like to apply to MIMO signals to be transmitted from the various antennas 4 of the MIMO transmitter 2. Further, cycling between using the full codebook C and a significantly smaller codeword subset S_j may be based on feedback instances, transmission instances, and time periods, as well as the extent to which channel conditions are actually changing. Further, the MIMO transmitter 2 and the MIMO receiver 6 may coordinate with one another to selectively invoke the use of the codeword subsets such that they may operate according to the prior art for a certain period of time or under certain conditions at certain times, while at other times they may operate according to the concepts of the present invention.

Further, for OFDM systems, the codeword subsets may be arranged by time and frequency. As such, the subset indices may relate to and be selected from codebook codewords having the best correlations in the time or frequency direction in the OFDM spectrum.

With reference to FIG. 7, a basic MIMO wireless communication environment is illustrated. In general, a base station controller (BSC) 10 controls wireless communications within one or more cells 12, which are served by corresponding base stations (BS) 14. Each base station 14 facilitates communications with user elements 16, which are within the cell 12 associated with the corresponding base station 14. For the present invention, the base stations 14 and user elements 16 include multiple antennas to provide spatial diversity for communications. Notably, the base station 14 may be any type of wireless access point for cellular, wireless local area network, or like wireless network. For the present invention, the base station 14 and the user elements 16 may act as the MIMO transmitter 2 as well as the MIMO receiver 6. For clarity and conciseness, the following embodiments employ the MIMO transmitter 2 in the base station 14 and MIMO receiver 6 in the user elements 16.

With reference to FIG. 8, a base station 14 configured according to one embodiment of the present invention is illustrated. The base station 14 generally includes a control system 20, a baseband processor 22, transmit circuitry 24, receive circuitry 26, multiple antennas 28, and a network interface 30. The receive circuitry 26 receives radio frequency signals through antennas 28 bearing information from one or more remote transmitters provided by user elements 16. Preferably, a low noise amplifier and a filter (not shown) cooper-

ate to amplify and remove broadband interference from the signal for processing. Downconversion and digitization circuitry (not shown) will then downconvert the filtered, received signal to an intermediate or baseband frequency signal, which is then digitized into one or more digital streams.

The baseband processor **22** processes the digitized received signal to extract the information or data bits conveyed in the received signal. This processing typically comprises demodulation, decoding, and error correction operations. As such, the baseband processor **22** is generally implemented in one or more digital signal processors (DSPs). The received information is then sent across a wireless network via the network interface **30** or transmitted to another user element **16** serviced by the base station **14**. The network interface **30** will typically interact with the base station controller **10** and a circuit-switched network forming a part of a wireless network, which may be coupled to the public switched telephone network (PSTN). On the transmit side, the baseband processor **22** receives digitized data, which may represent voice, data, or control information, from the network interface **30** under the control of the control system **20**, and encodes the data for transmission. The encoded data is output to the transmit circuitry **24**, where it is modulated by a carrier signal having a desired transmit frequency or frequencies. A power amplifier (not shown) will amplify the modulated carrier signal to a level appropriate for transmission, and deliver the modulated carrier signal to the antennas **28** through a matching network (not shown). The multiple antennas **28** and the replicated transmit and receive circuitries **24**, **26** provide spatial diversity.

With reference to FIG. **9**, a user element **16** configured according to one embodiment of the present invention is illustrated. Similarly to the base station **14**, the user element **16** will include a control system **32**, a baseband processor **34**, transmit circuitry **36**, receive circuitry **38**, multiple antennas **40**, and user interface circuitry **42**. The receive circuitry **38** receives radio frequency signals through antennas **40** bearing information from one or more base stations **14**. Preferably, a low noise amplifier and a filter (not shown) cooperate to amplify and remove broadband interference from the signal for processing. Downconversion and digitization circuitry (not shown) will then downconvert the filtered, received signal to an intermediate or baseband frequency signal, which is then digitized into one or more digital streams.

The baseband processor **34** processes the digitized received signal to extract the information or data bits conveyed in the received signal. This processing typically comprises demodulation, decoding, and error correction operations, as will be discussed in greater detail below. The baseband processor **34** is generally implemented in one or more digital signal processors (DSPs) and application-specific integrated circuits (ASICs). For transmission, the baseband processor **34** receives digitized data, which may represent voice, data, or control information, from the control system **32**, which it encodes for transmission. The encoded data is output to the transmit circuitry **36**, where it is used by a modulator to modulate a carrier signal that is at a desired transmit frequency or frequencies. A power amplifier (not shown) will amplify the modulated carrier signal to a level appropriate for transmission, and deliver the modulated carrier signal to the antennas **40** through a matching network (not shown). The multiple antennas **40** and the replicated transmit and receive circuitries **36**, **38** provide spatial diversity.

With reference to FIG. **10**, a transmission architecture is provided according to one embodiment. The transmission architecture is described as being that of the base station **14**,

but those skilled in the art will recognize the applicability of the illustrated architecture for both uplink and downlink communications. Further, the transmission architecture is intended to represent a variety of multiple access architectures, including, but not limited to code division multiple access (CDMA), frequency division multiple access (FDMA), time division multiple access (TDMA), and orthogonal frequency division multiplexing (OFDM).

Initially, the base station controller **10** sends data **44** intended for a user element **16** to the base station **14** for scheduling. The scheduled data **44**, which is a stream of bits, is scrambled in a manner reducing the peak-to-average power ratio associated with the data using data scrambling logic **46**. A cyclic redundancy check (CRC) for the scrambled data is determined and appended to the scrambled data using CRC adding logic **48**. Next, channel encoding is performed using channel encoder logic **50** to effectively add redundancy to the data to facilitate recovery and error correction at the user element **16**. The channel encoder logic **50** uses known Turbo encoding techniques in one embodiment. The encoded data is then processed by rate matching logic **52** to compensate for the data expansion associated with encoding.

Bit interleaver logic **54** systematically reorders the bits in the encoded data to minimize the loss of consecutive data bits. The resultant data bits are systematically mapped into corresponding symbols depending on the chosen baseband modulation by mapping logic **56**. Preferably, a form of Quadrature Amplitude Modulation (QAM) or Quadrature Phase Shift Key (QPSK) modulation is used. The symbols may be systematically reordered to further bolster the immunity of the transmitted signal to periodic data loss caused by frequency selective fading using symbol interleaver logic **58**.

At this point, groups of bits have been mapped into symbols representing locations in an amplitude and phase constellation. Blocks of symbols are then processed by space-time code (STC) encoder logic **60**. The STC encoder logic **60** will process the incoming symbols according to a selected STC encoding mode and provide n outputs corresponding to the number of transmit antennas **28** for the base station **14**. The codeword feedback from the user element **16** (MIMO receiver **6**) is recovered from the corresponding receive circuitry **26** and used to identify the codeword to apply to the symbols. Further detail regarding the STC encoding is provided later in the description. Assume the symbols for the n outputs are representative of the weighted data to be transmitted and capable of being recovered by the user element **16**. Further detail is provided in A. F. Naguib, N. Seshadri, and A. R. Calderbank, "Applications of space-time codes and interference suppression for high capacity and high data rate wireless systems," Thirty-Second Asilomar Conference on Signals, Systems & Computers, Volume 2, pp. 1803-1810, 1998; R. van Nee, A. van Zelst and G. A. Atwater, "Maximum Likelihood Decoding in a Space Division Multiplex System", IEEE VTC. 2000, pp. 6-10, Tokyo, Japan, May 2000; and P. W. Wolniansky et al., "V-BLAST: An Architecture for Realizing Very High Data Rates over the Rich-Scattering Wireless Channel," Proc. IEEE ISSSE-98, Pisa, Italy, Sep. 30, 1998 which are incorporated herein by reference in their entireties.

For illustration, assume the base station **14** has selected two of a number of antennas **28** ($n=2$) and the STC encoder logic **60** provides two output streams of symbols. Accordingly, each of the symbol streams output by the STC encoder logic **60** is sent to a corresponding multiple access modulation function **62**, illustrated separately for ease of understanding. Those skilled in the art will recognize that one or more processors may be used to provide such analog or digital signal processing alone or in combination with other processing

described herein. For example, the multiple access modulation function **62** in a CDMA function would provide the requisite PN code multiplication, wherein an OFDM function would operate on the respective symbols using inverse discrete Fourier transform (IDFT) or like processing to effect an Inverse Fourier Transform.

Each of the resultant signals is up-converted in the digital domain to an intermediate frequency and converted to an analog signal via the corresponding digital up-conversion (DUC) circuitry **64** and digital-to-analog (D/A) conversion circuitry **66**. The resultant analog signals are then simultaneously modulated at the desired RF frequency, amplified, and transmitted via the RF circuitry **68** and antennas **28**. Notably, the transmitted data may be preceded by pilot signals, which are known by the intended user element **16**. The user element **16**, which is discussed in detail below, may use the pilot signals for channel estimation and interference suppression and the header for identification of the base station **14**.

Reference is now made to FIG. **11** to illustrate reception of the transmitted signals by a user element **16** and provision of codeword feedback to the base station **14**. Upon arrival of the transmitted signals at each of the antennas **40** of the user element **16**, the respective signals are demodulated and amplified by corresponding RF circuitry **74**. For the sake of conciseness and clarity, only one of the multiple receive paths in the user element **16** is described and illustrated in detail. Analog-to-digital (A/D) conversion and downconversion circuitry (DCC) **76** digitizes and downconverts the analog signal for digital processing. The resultant digitized signal may be used by automatic gain control circuitry (AGC) **78** to control the gain of the amplifiers in the RF circuitry **74** based on the received signal level.

The digitized signal is also fed to synchronization circuitry **80** and a multiple access demodulation function **82**, which will recover the incoming signal received at a corresponding antenna **40** in each receiver path. The synchronization circuitry **80** facilitates alignment or correlation of the incoming signal with the multiple access demodulation function **82** to aid in the recovery of the incoming signal, which is provided to a signaling processing function **84** and channel estimation function **86**. The signaling processing function **84** processes basic signaling and header information to provide information sufficient to generate a channel quality measurement, which may bear on an overall signal-to-noise ratio for the link, which takes into account channel conditions and/or signal-to-noise ratios for each receive path. The channel estimation function **86** for each receive path provides channel responses corresponding to channel conditions of the MIMO channel.

The symbols from the incoming signal and perhaps channel estimates for each receive path are provided to an STC decoder **88**, which provides STC decoding on each receive path to recover the transmitted symbols. The channel estimates may provide channel response information to allow the STC decoder **88** to better decode the symbols according to the STC encoding used by the base station **14**.

The recovered symbols are placed back in order using symbol de-interleaver logic **90**, which corresponds to the symbol interleaver logic **58** of the base station **14**. The de-interleaved symbols are then demodulated or de-mapped to a corresponding bitstream using de-mapping logic **92**. The bits are then de-interleaved using bit de-interleaver logic **94**, which corresponds to the bit interleaver logic **54** of the transmitter architecture. The de-interleaved bits are then processed by rate de-matching logic **96** and presented to channel decoder logic **98** to recover the initially scrambled data and

the CRC checksum. Accordingly, CRC logic **100** removes the CRC checksum, checks the scrambled data in traditional fashion, and provides it to the de-scrambling logic **102** for de-scrambling using the known base station de-scrambling code to recover the originally transmitted data **104**.

For the present invention, the channel conditions of the MIMO channel are provided to feedback processing circuitry **106**, which will function to determine codewords for the codebook *C* or codeword subset *S_i*, and provide the corresponding indices as codeword feedback to the base station **14** via the transmit circuitry **36**. The feedback processing circuitry **106** may be considered part of the control system **34**, but is separated for clarity. Those skilled in the art will recognize improvements and modifications to the preferred embodiments of the present invention. All such improvements and modifications are considered within the scope of the concepts disclosed herein and the claims that follow.

What is claimed is:

1. A method for providing feedback to a multiple-input multiple-output, MIMO, transmitter from a MIMO receiver, which has a codebook comprising codebook codewords, codeword indices corresponding to the codebook codewords, and a codeword subset associated with each of a plurality of the codebook codewords, wherein each codeword subset comprises a subset of codebook codewords that best substantially correlate with the codebook codeword associated with the codeword subset and subset indices corresponding to the subset of codebook codewords of the codeword subset, comprising:

- selecting a first codeword from the codebook codewords based on first channel information at a first time;
- determining second channel information for a MIMO channel at a subsequent time;
- selecting a subset codeword from the subset of codebook codewords, which corresponds to the first codeword, based on the second channel information; and
- transmitting a subset index for the subset codeword to the MIMO transmitter.

2. The method of claim **1** further comprising:
determining the first channel information for a MIMO channel at the first time; and
transmitting a first codeword index for the first codeword to the MIMO transmitter prior to the first time.

3. The method of claim **1** wherein at the first time, all of the codebook codewords are analyzed to select the first codeword.

4. The method of claim **1** wherein once the first codeword is selected further comprising:

- determining subsequent channel information for the MIMO channel at subsequent times;
- selecting subset codewords from the subset of codebook codewords for the subsequent times; and
- transmitting subset indices for the subset codewords to a MIMO transmitter for the subsequent times.

5. The method of claim **1** further comprising:
determining subsequent channel information for a MIMO channel at subsequent times;

- selecting codewords from the codebook codewords based on the subsequent channel information at the subsequent times;
- transmitting codeword indices for the codewords to the MIMO transmitter at the subsequent times; and
- between the subsequent times for a given codeword:
determining additional channel information for a MIMO channel;

11

selecting a given subset codeword from the subset of codebook codewords, which corresponds to the given codeword, based on the additional channel information; and

transmitting a subset index for the given subset codeword to the MIMO transmitter. 5

6. The method of claim 1 further comprising receiving space-time coded signals from the MIMO transmitter.

7. The method of claim 1 wherein new first codeword indices are iteratively fed back to the MIMO transmitter and for each new first codeword index there are a plurality of subset indices for the subset of codebook codewords associated with the new first codeword index fed back to the MIMO transmitter. 10

8. The method of claim 1 wherein for a first period, new first codeword indices are iteratively fed back to the MIMO transmitter, and for each new first codeword index there are a plurality of subset indices for the subset of codebook codewords associated with the new first codeword index fed back to the MIMO transmitter, and for a second period, new first codeword indices are consecutively fed back to the MIMO transmitter without feeding back subset indices. 20

9. The method of claim 1 wherein the codebook codewords define weighting factors to apply to signals to be transmitted from the MIMO transmitter. 25

10. The method of claim 9 wherein the weighting factors define at least one of a group consisting of matrices or vectors inversely corresponding to potential channel conditions for the MIMO channel.

11. The method of claim 1 wherein a number of bits used to feed back the subset indices is less than a number of bits used to feed back the codeword indices. 30

12. The method of claim 1 wherein at the subsequent time, the subset codeword is selected only from the subset of codebook codewords for a time index direction.

13. The method of claim 1 wherein at the subsequent time, the subset codeword is selected only from the subset of codebook codewords for a frequency index direction.

14. A receiver for providing feedback to a multiple-input multiple-output, MIMO, transmitter comprising: 40

receive circuitry associated with a plurality of antennas; transmit circuitry associated with the plurality antennas; and

a control system associated with the receive circuitry and the transmit circuitry and adapted to: 45

store a codebook comprising codebook codewords, codeword indices corresponding to the codebook codewords, and a codeword subset associated with each of a plurality of the codebook codewords, wherein each codeword subset comprises: 50

a subset of codebook codewords that best substantially correlate with the codebook codeword associated with the codeword subset; and

subset indices corresponding to the subset of codebook codewords in the codeword subset; 55

select a first codeword from the codebook codewords based on first channel information at a first time;

determine second channel information for a MIMO channel at a subsequent time;

select a subset codeword from the subset of codebook codewords, which corresponds to the first codeword, based on the second channel information; and 60

transmit a subset index for the subset codeword to the MIMO transmitter via the transmit circuitry.

15. The receiver of claim 14 wherein a number of bits used to feed back the subset indices is less than a number of bits used to feed back the codeword indices. 65

12

16. The receiver of claim 14 wherein the control system is further adapted to:

determine the first channel information for a MIMO channel at the first time; and

transmit a first codeword index for the first codeword to the MIMO transmitter prior to the first time.

17. A method for receiving from a MIMO receiver feedback at a multiple-input multiple-output, MIMO, transmitter, which has a codebook comprising codebook codewords, codeword indices corresponding to the codebook codewords, and a codeword subset associated with each of a plurality of the codebook codewords wherein each codeword subset comprises a subset of codebook codewords that best substantially correlate with the codebook codeword associated with the codeword subset and subset indices corresponding to the subset of codebook codewords of the codeword subset, comprising: 10

determining a first codeword index at a first time;

receiving a subset codeword index from the MIMO receiver at a subsequent time;

identifying a subset codeword from the subset of codebook codewords based on the first codeword index; and

applying the subset codeword to signals to be transmitted to the MIMO receiver. 15

18. The method of claim 17, wherein determining the first codeword index comprises:

receiving the first codeword index from a MIMO receiver at a first time;

identifying a first codeword from the codebook codewords based on the first codeword index; and

applying the first codeword to signals to be transmitted to the MIMO receiver at the first time.

19. The method of claim 17 wherein at the subsequent time, the subset codeword is identified only from the subset of codebook codewords. 20

20. The method of claim 17 wherein at the first time, the first codeword is identified from all of the codebook codewords.

21. The method of claim 17 wherein once the first codeword is received from the MIMO receiver, further comprising: 40

receiving subset codeword indices from the MIMO receiver at subsequent times;

identifying subset codewords from the subset of codebook codewords based on the first codeword index for the subsequent times; and

applying the subset codewords to signals to be transmitted to the MIMO receiver for the subsequent times. 45

22. The method of claim 17 further comprising:

receiving first codeword indices from the MIMO receiver at subsequent times;

identifying first codewords from the codebook codewords based on the first codeword index for the subsequent times; 50

applying the first codeword to signals to be transmitted to the MIMO receiver for the subsequent times;

between the subsequent times:

receiving the subset codeword index from the MIMO receiver;

identifying the subset codeword from the subset of codebook codewords based on the first codeword index; and

applying the subset codeword to signals to be transmitted to the MIMO receiver. 55

23. The method of claim 17 wherein the signals to be transmitted to the MIMO receiver are space-time coded sig-

13

nals and further comprising transmitting the space-time coded signals to the MIMO receiver.

24. The method of claim 17 wherein new first codeword indices are iteratively fed back from the MIMO receiver, and for each new first codeword index there are a plurality of subset indices for the subset of codebook codewords associated with the new first codeword index fed back from the MIMO receiver.

25. The method of claim 17 wherein for a first period new first codeword indices are iteratively fed back from the MIMO receiver, and for each new first codeword index there are a plurality of subset indices for the subset of codebook codewords associated with the first codeword fed back from the MIMO receiver, and for a second period new first codeword indices are consecutively fed back from the MIMO receiver without feeding back subset indices.

26. The method of claim 17 wherein the codebook codewords define weighting factors to apply to signals to be transmitted from the MIMO transmitter.

27. The method of claim 26 wherein the weighting factors define at least one of a group consisting of matrices or vectors inversely corresponding to potential channel conditions for the MIMO channel.

28. The method of claim 17 wherein a number of bits used to feed back the subset indices is less than a number of bits used to feed back the codeword indices.

29. A transmitter for receiving feedback from a multiple-input multiple-output, MIMO, receiver comprising:
receive circuitry associated with a plurality of antennas;
transmit circuitry associated with the plurality antennas; and

14

a control system associated with the receive circuitry and the transmit circuitry and adapted to:

store a codebook comprising codebook codewords, codeword indices corresponding to the codebook codewords, and a codeword subset associated with each of a plurality of the codebook codewords, wherein each codeword subset comprises:

a subset of codebook codewords that best substantially correlate with the codebook codeword associated with the codeword subset; and
subset indices corresponding to the subset of codebook codewords of the codeword subset;

determine a first codeword index at a first time;

receive a subset codeword index from the MIMO receiver at a subsequent time via the receive circuitry; identify a subset codeword from the subset of codebook codewords based on the first codeword index; and
apply the subset codeword to signals to be transmitted to the MIMO receiver via the transmit circuitry.

30. The transmitter of claim 29 wherein to determine the first codeword index, the control system is further adapted to:
receive the first codeword index from a MIMO receiver at the first time;

identify a first codeword from the codebook codewords based on the first codeword index; and

apply the first codeword to signals to be transmitted to the MIMO receiver at the first time.

31. The transmitter of claim 29 wherein a number of bits used to feed back the subset indices is less than a number of bits used to feed back the codeword indices.

* * * * *